



## Fuel Efficiency Comparison

To illustrate the fuel & emissions saving potential of our welfare units see below data for a 12FT mobile welfare unit. A full, individual data presentation for each combination of size / layout / system is available on request.

<b>12</b> 1 Year energy use*	Gen Run Hours	Litres Used	Diesel Cost £	Diesel CO <sub>2</sub> e KG	HVO CO <sub>2</sub> e KG	Litres Fuel Reduced by %	Fuel Cost Savings £
<b>Non-hybrid 6kVA Welfare Unit</b>	2600	2600	£ 4,420	7083	708	----	----
<b>EcoSmart</b>	630	567	£ 964	1545	154	78.1%	£ 3,456
<b>EcoSmart Solar HYBRID</b>	532	478	£ 812	1303	130	81.6%	£ 3,608
<b>EcoSmart Air Diesel Heating</b>	525	497	£ 844	1353	135	80.8%	£ 3,576
<b>EcoSmart Air Diesel Heating Solar HYBRID</b>	414	397	£ 674	1080	108	84.7%	£ 3,746
<b>Autosmart</b>	457	451	£ 767	1230	123	82.6%	£ 3,653
<b>Autosmart Solar HYBRID</b>	346	351	£ 597	957	95	86.4%	£ 3,823
<b>EcoSmart SOLAR MAX</b>	129	116	£ 197	316	31	95.5%	£ 4,223
<b>EcoSmart SOLAR MAX Air Diesel Heating</b>	68	85	£ 144	231	23	96.7%	£ 4,276
	Fuel Cell Run Hours	Bottles H <sub>2</sub> used	H <sub>2</sub> Cost £	Local CO <sub>2</sub> e KG			
<b>EcoSmart ZERO</b>	387	55	£ 3,313	Zero			£ 907

\* Based on 10 hours per day for 260 days, 80 days in winter mode and 180 days in summer mode. Each day is a typical usage day.

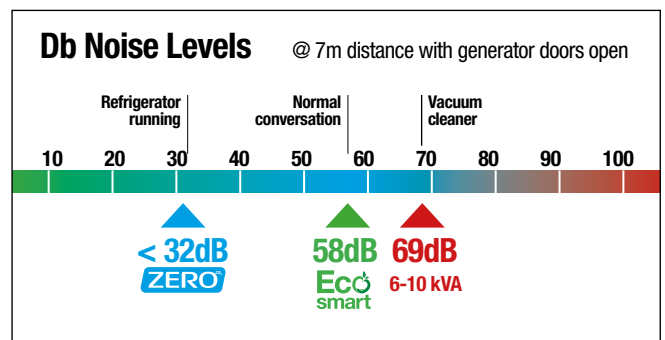
6 Persons accommodated.  
 £1.70p per litre Diesel / HVO  
 £60 per H<sub>2</sub> Bottle



Solar panels achieve maximum output in direct sunlight, but they work in normal daylight and cloudy weather too. The amount of power a solar panel or charging kit generates in cloudy weather will be lower compared to direct sunlight. Also the positioning of the cabin will affect the solar charging of the batteries i.e. under trees, etc.

This assessment doesn't take in consideration the usage of the hydraulics

This assessment is guidance only





## Fuel Efficiency Comparison

To illustrate the fuel & emissions saving potential of our welfare units see below data for a 16FT mobile welfare unit. A full, individual data presentation for each combination of size / layout / system is available on request.

<b>16</b> 1 Year energy use*	Gen Run Hours	Litres Used	Diesel Cost £	Diesel CO <sub>2</sub> e KG	HVO CO <sub>2</sub> e KG	Litres Fuel Reduced by %	Fuel Cost Savings £
<b>Non-hybrid 6kVA Welfare Unit</b>	2600	2600	£ 4,420	7083	708	----	----
<b>Ecosmart</b>	976	879	£ 1,494	2394	239	66.2%	£ 2,926
<b>Ecosmart Solar HYBRID</b>	859	773	£ 1,315	2107	211	70.2%	£ 3,105
<b>Ecosmart Air Diesel Heating</b>	843	783	£ 1,330	2132	213	69.9%	£ 3,090
<b>Ecosmart Air Diesel Heating Solar HYBRID</b>	667	624	£ 1,061	1701	170	76.0%	£ 3,359
<b>Autosmart</b>	761	725	£ 1,232	1974	197	72.1%	£ 3,188
<b>Autosmart Solar HYBRID</b>	592	573	£ 974	1561	156	77.9%	£ 3,446
<b>Ecosmart MAX</b>	168	151	£ 257	413	41	94.1%	£ 4,163
<b>Ecosmart MAX Air Diesel Heating</b>	93	107	£ 183	293	29	95.8%	£ 4,237
	Fuel Cell Run Hours	Bottles H <sub>2</sub> used	H <sub>2</sub> Cost £	Local CO <sub>2</sub> e KG			
<b>Ecosmart ZERO</b>	505	72	£ 4,327	Zero			- £ 93

\* Based on 10 hours per day for 260 days, 80 days in winter mode and 180 days in summer mode. Each day is a typical usage day.

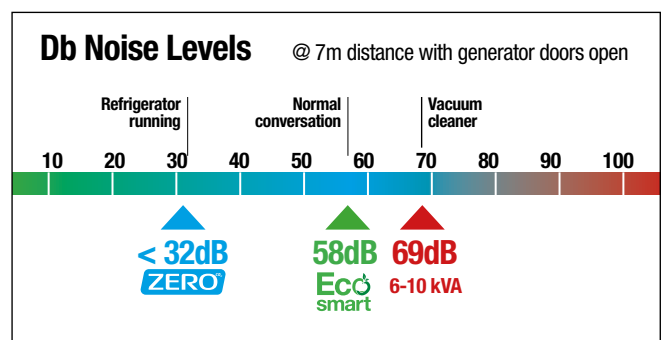
10 Persons accommodated.  
£1.70p per litre Diesel / HVO  
£60 per H2 Bottle



Solar panels achieve maximum output in direct sunlight, but they work in normal daylight and cloudy weather too. The amount of power a solar panel or charging kit generates in cloudy weather will be lower compared to direct sunlight. Also the positioning of the cabin will affect the solar charging of the batteries i.e. under trees, etc.

This assessment doesn't take in consideration the usage of the hydraulics

This assessment is guidance only



# Ecosmart 16+



## Fuel Efficiency Comparison

Welfare unit with office space. Extra power used from office sockets & heating.

To illustrate the fuel & emissions saving potential of our welfare units see below data for a 16FT mobile welfare unit with office. A full, individual data presentation for each combination of size / layout / system is available on request.

### 16+ 1 Year energy use\*

	Gen Run Hours	Litres Used	Diesel Cost £	Diesel CO <sub>2</sub> e KG	HVO CO <sub>2</sub> e KG	Litres Fuel Reduced by %	Fuel Cost Savings £
<b>Non-hybrid 6kVA Welfare Unit</b>	3900	5850	£ 9,945	15936	1594	----	----
<b>Ecosmart</b>	1575	1417	£ 2,409	3861	386	75.7%	£ 7,536
<b>Ecosmart Solar HYBRID</b>	1458	1312	£ 2,230	3574	357	77.5%	£ 7,715
<b>Ecosmart Air Diesel Heating</b>	1283	1235	£ 2,099	3363	336	78.8%	£ 7,846
<b>Ecosmart Air Diesel Heating Solar HYBRID</b>	1108	1078	£ 1,832	2936	294	81.6%	£ 8,113
<b>Autosmart</b>	1107	1076	£ 1,829	2931	293	81.5%	£ 8,116
<b>Autosmart Solar HYBRID</b>	873	865	£ 1,471	2357	236	85.2%	£ 8,474
<b>Ecosmart MAX</b>	324	291	£ 495	794	79	95.0%	£ 9,450
<b>Ecosmart MAX Air Diesel Heating</b>	168	231	£ 393	630	63	96.1%	£ 9,552
	Fuel Cell Run Hours	Bottles H2 used	H2 Cost £	Local CO <sub>2</sub> e KG			
<b>Ecosmart ZERO</b>	971	139	£ 8,325	Zero			£ 1,620

\* Based on 10 hours per day for 260 days, 80 days in winter mode and 180 days in summer mode. Each day is a typical usage day.

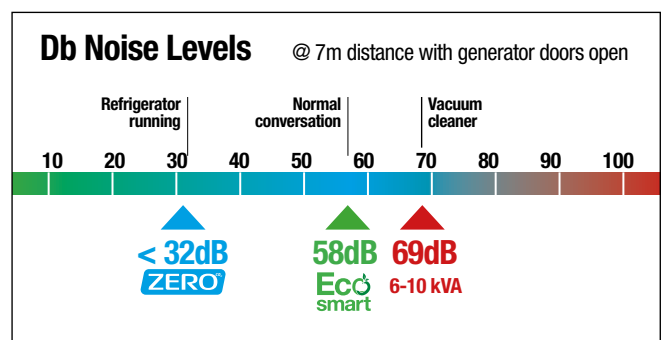
10 Persons accommodated.  
£1.70p per litre Diesel / HVO  
£60 per H2 Bottle



Solar panels achieve maximum output in direct sunlight, but they work in normal daylight and cloudy weather too. The amount of power a solar panel or charging kit generates in cloudy weather will be lower compared to direct sunlight. Also the positioning of the cabin will affect the solar charging of the batteries i.e. under trees, etc.

This assessment doesn't take in consideration the usage of the hydraulics

This assessment is guidance only





## Fuel Efficiency Comparison

Welfare unit with office space. Extra power used from office sockets & heating.

To illustrate the fuel & emissions saving potential of our welfare units see below data for a 20FT mobile welfare unit with office. A full, individual data presentation for each combination of size / layout / system is available on request.

### 20 1 Year energy use\*

	Gen Run Hours	Litres Used	Diesel Cost £	Diesel CO <sub>2</sub> e KG	HVO CO <sub>2</sub> e KG	Litres Fuel Reduced by %	Fuel Cost Savings £
<b>Non-hybrid 6kVA Welfare Unit</b>	3900	5850	£ 9,945	15936	1594	----	----
<b>EcoSmart</b>	1741	1567	£ 2,663	4268	427	73.2%	£ 7,282
<b>EcoSmart Solar HYBRID</b>	1624	1461	£ 2,484	3981	398	75.0%	£ 7,461
<b>EcoSmart Air Diesel Heating</b>	1435	1371	£ 2,331	3735	373	76.5%	£ 7,614
<b>EcoSmart Air Diesel Heating Solar HYBRID</b>	1232	1189	£ 2,020	3238	324	79.6%	£ 7,925
<b>AutoSmart</b>	1258	1213	£ 2,061	3303	330	79.2%	£ 7,884
<b>AutoSmart Solar HYBRID</b>	1024	1002	£ 1,703	2729	273	82.8%	£ 8,242
<b>EcoSmart MAX</b>	337	304	£ 516	827	83	94.8%	£ 9,429
<b>EcoSmart MAX Air Diesel Heating</b>	175	237	£ 403	646	65	95.9%	£ 9,708
	Fuel Cell Run Hours	Bottles H <sub>2</sub> used	H <sub>2</sub> Cost £	Local CO <sub>2</sub> e KG			
<b>EcoSmart ZERO</b>	1012	145	£ 8,675	Zero			£ 1,270

\* Based on 10 hours per day for 260 days, 80 days in winter mode and 180 days in summer mode. Each day is a typical usage day.

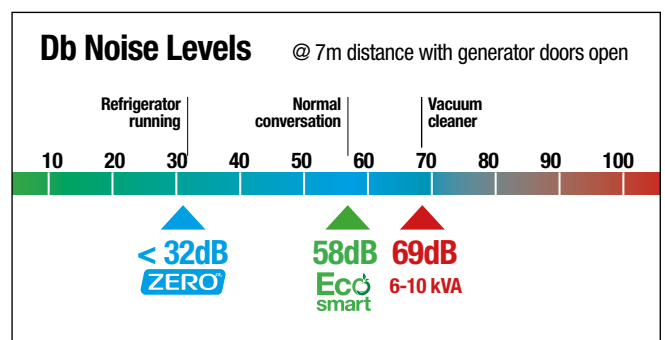
12 Persons accommodated.  
£1.70p per litre Diesel / HVO  
£60 per H<sub>2</sub> Bottle



Solar panels achieve maximum output in direct sunlight, but they work in normal daylight and cloudy weather too. The amount of power a solar panel or charging kit generates in cloudy weather will be lower compared to direct sunlight. Also the positioning of the cabin will affect the solar charging of the batteries i.e. under trees, etc.

This assessment doesn't take in consideration the usage of the hydraulics

This assessment is guidance only





## Fuel Efficiency Comparison

Welfare unit with office space. Extra power used from office sockets & heating.

To illustrate the fuel & emissions saving potential of our welfare units see below data for a 22.9FT mobile welfare unit with office. A full, individual data presentation for each combination of size / layout / system is available on request.

22.9 1 Year energy use*	Gen Run Hours	Litres Used	Diesel Cost £	Diesel CO <sub>2</sub> e KG	HVO CO <sub>2</sub> e KG	Litres Fuel Reduced by %	Fuel Cost Savings £
<b>Non-hybrid 6kVA Welfare Unit</b>	3900	5850	£ 9,945	15936	1594	----	----
<b>Ecösmart</b>	1990	1791	£ 3,045	4879	488	69.3%	£ 6,900
<b>Ecösmart Solar HYBRID</b>	1873	1686	£ 2,866	4592	459	71.1%	£ 7,079
<b>Ecösmart Air Diesel Heating</b>	1662	1576	£ 2,680	4294	429	73.0%	£ 7,265
<b>Ecösmart Air Diesel Heating Solar HYBRID</b>	1428	1366	£ 2,321	3720	372	76.6%	£ 7,624
<b>Autösmart</b>	1115	1640	£ 2,789	4469	447	71.9%	£ 7,156
<b>Autösmart Solar HYBRID</b>	939	1395	£ 2,371	3799	379	76.1%	£ 7,574
<b>Ecösmart MAX</b>	376	338	£ 575	922	92	94.2%	£ 9,607
<b>Ecösmart MAX Air Diesel Heating</b>	203	262	£ 446	715	71	95.5%	£ 9,683
	Fuel Cell Run Hours	Bottles H2 used	H2 Cost £	Local CO <sub>2</sub> e KG			
<b>Ecösmart ZERO</b>	1128	161	£ 9,671	Zero			£ 274

\* Based on 10 hours per day for 260 days, 80 days in winter mode and 180 days in summer mode. Each day is a typical usage day.

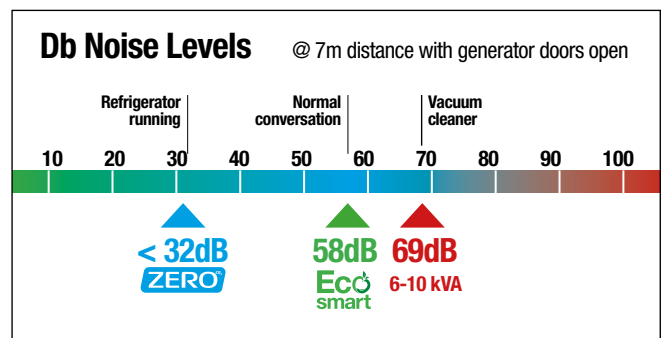
15 Persons accommodated.  
£1.70p per litre Diesel / HVO  
£60 per H2 Bottle



Solar panels achieve maximum output in direct sunlight, but they work in normal daylight and cloudy weather too. The amount of power a solar panel or charging kit generates in cloudy weather will be lower compared to direct sunlight. Also the positioning of the cabin will affect the solar charging of the batteries i.e. under trees, etc.

This assessment doesn't take in consideration the usage of the hydraulics

This assessment is guidance only



# Ecostatic 24



## Fuel Efficiency Comparison

Welfare unit with office space. Extra power used from office sockets & heating.

To illustrate the fuel & emissions saving potential of our welfare units see below data for a 24FT static welfare unit. A full, individual data presentation for each combination of size / layout / system is available on request.

<b>24</b> 1 Year energy use*	Gen Run Hours	Litres Used	Diesel Cost £	Diesel CO <sub>2</sub> e KG	HVO CO <sub>2</sub> e KG	Litres Fuel Reduced by %	Fuel Cost Savings £
<b>Non-hybrid 6kVA Welfare Unit</b>	3900	5850	£ 9,945	15936	1594	----	----
<b>Autosmart</b>	1115	1640	£ 2,789	4469	447	71.9%	£ 7,156
<b>Autosmart Solar HYBRID</b>	754	1135	£ 1,930	3093	309	80.6%	£ 8,015
<b>Ecostatic MAX</b>	337	505	£ 859	1376	138	91.3%	£ 9,086
<b>Ecostatic MAX Hydro</b>	163	325	£ 553	885	88	94.4%	£ 9,392
	Fuel Cell Run Hours	Bottles H2 used	H2 Cost £	Local CO <sub>2</sub> e KG			
<b>Ecostatic ZERO</b>	1010	144	£ 8,657	Zero			£ 1,288

\* Based on 10 hours per day for 260 days, 80 days in winter mode and 180 days in summer mode. Each day is a typical usage day.

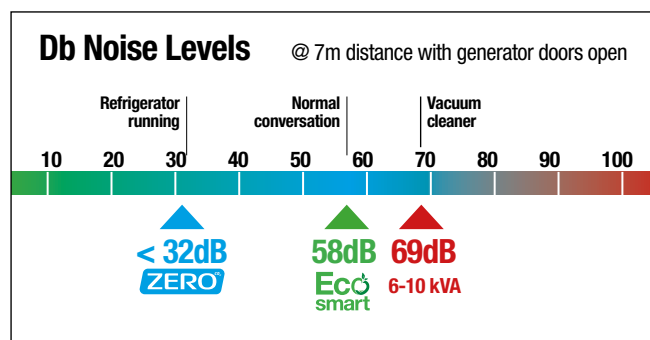
15 Persons accommodated.  
£1.70p per litre Diesel / HVO  
£60 per H2 Bottle



Solar panels achieve maximum output in direct sunlight, but they work in normal daylight and cloudy weather too. The amount of power a solar panel or charging kit generates in cloudy weather will be lower compared to direct sunlight. Also the positioning of the cabin will affect the solar charging of the batteries i.e. under trees, etc.

This assessment doesn't take in consideration the usage of the hydraulics

This assessment is guidance only



# Ecostatic 28



## Fuel Efficiency Comparison

Welfare unit with office space. Extra power used from office sockets & heating.

To illustrate the fuel & emissions saving potential of our welfare units see below data for a 24FT static welfare unit. A full, individual data presentation for each combination of size / layout / system is available on request.

28 1 Year energy use*	Gen Run Hours	Litres Used	Diesel Cost £	Diesel CO <sub>2</sub> e KG	HVO CO <sub>2</sub> e KG	Litres Fuel Reduced by %	Fuel Cost Savings £
	Fuel Cell Run Hours	Bottles H <sub>2</sub> used	H <sub>2</sub> Cost £	Local CO <sub>2</sub> e KG			
<b>Non-hybrid 6kVA Welfare Unit</b>	3900	5850	£ 9,945	15936	1594	----	----
<b>Autosmart</b>	1115	1640	£ 2,789	4469	447	71.9%	£ 7,156
<b>Autosmart Solar HYBRID</b>	754	1135	£ 1,930	3093	309	80.6%	£ 8,015
<b>Ecostatic MAX</b>	362	544	£ 925	1481	148	90.7%	£ 9,401
<b>Ecostatic MAX Hydro</b>	182	353	£ 699	962	96	93.9%	£ 9,592
<b>Ecostatic ZERO</b>	1087	155	£ 9,321	Zero			£ 624

\* Based on 10 hours per day for 260 days, 80 days in winter mode and 180 days in summer mode. Each day is a typical usage day.

17 Persons accommodated.  
£1.70p per litre Diesel / HVO  
£60 per H<sub>2</sub> Bottle



Solar panels achieve maximum output in direct sunlight, but they work in normal daylight and cloudy weather too. The amount of power a solar panel or charging kit generates in cloudy weather will be lower compared to direct sunlight. Also the positioning of the cabin will affect the solar charging of the batteries i.e. under trees, etc.

This assessment doesn't take in consideration the usage of the hydraulics

This assessment is guidance only

