







# Toilets Showers Bathrooms

A comprehensive range of modern, easy to use on-site facilities.  
Available in various sizes and specifications. All EasyCabin units have energy saving features built in, and are easy to hook-up to site utilities.

-   
**WATERLESS**  
Economical toilets
-   
**LED 12v**  
Economical lighting
-   
High output boilers
-   
Plug and play
- mobile or static unit**  
All models
- Easy to clean**  
Tough, high gloss surfaces, inside and out

# Toilets

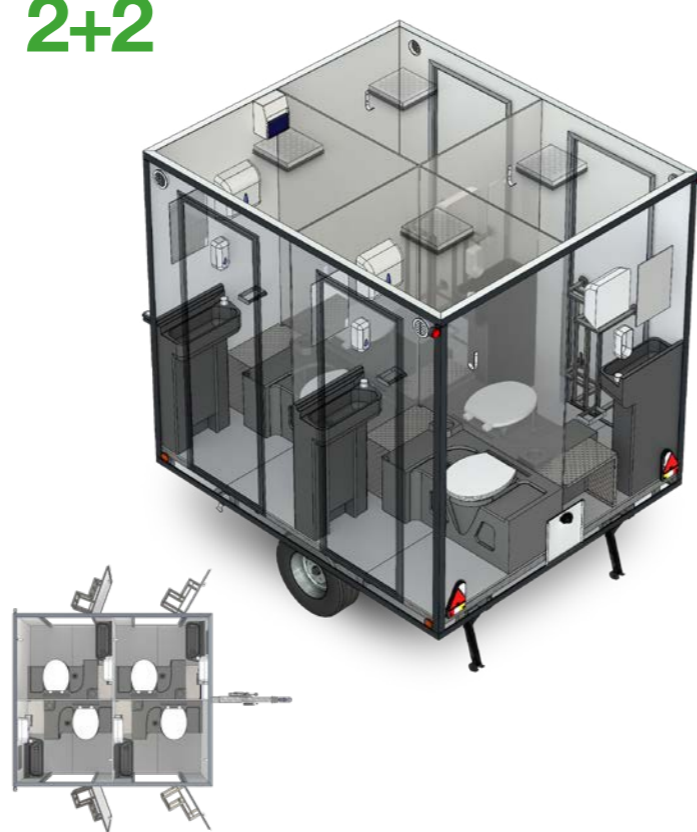
**Economical recirculating toilets with hot water sinks. Available mobile or static in 2 sizes.**

Simply hitch up an EasyCabin Toilet and drive directly to site. Within a matter of moments clean, comfortable and spacious toilet provisions will be ready to use. Our toilets are ideally suited for outside events, commercial & residential construction projects.

## 1+1



## 2+2



### Toilet cubicles

- Recirculating toilets
- Hot water hand wash
- Waterless Urinals (3+1 Mens area)
- Mirror
- Built in ceiling spot lights
- Ventilation
- Coat hooks
- Soap & paper dispensers

### Toilets technical

- Consumer unit with electrical certificate
- 230 volt - 16amp electric inlet
- Waste connection
- Water inlet
- Water heater
- Fresh water tank with level gauge
- Waste water tank with level gauge
- Frost heater to plant room

### External - Toilets & Urinals

**Walls:** Seamless insulated GRP interior and exterior which provides rust free and washable surfaces

**Roof:** Seamless insulated composite panel.

**Floor:** 15mm plywood with slip and wear resistant phenolic coating with a non slip vinyl finish

**Chassis:** Heavy duty galvanised steel with 4 corner steadies

**Axle:** ALKO braked axle with 50mm ball overrun

**Doors:** Insulated doors with keyed alike locks.

**Steps:** Heavy duty galvanized steel

**Lights:** Built in road lights with removable number plate brackets.

# Urinals




**Mobile urinal toilet facilities. 6 or 16 man eco-waterless urinals or traditional stainless steel troughs.**

The Eco Urinal is ideally suited for outside events and similar applications. Available with or without sinks as required. The Eco Urinal is designed to be economical & low power use, with waterless flushing facilities and LED lighting as standard.

## 6 Man



## 16 Man



### Urinal cubicles

- Waterless Urinals
- Ceiling lights 12v LED
- Floor drain
- Heating
- Partition screens
- Waterless hand wash dispenser(s)
- Optional hand wash sinks

### Urinal technical

- Consumer unit with electrical certificate
- 230 volt - 16amp electric inlet
- Waste connection
- Water inlet (with sink option)
- Frost heater
- Separate storage area

## Our Toilets & Urinal Range:

WATER-LESS

LED 12v

Plug and play

VEHICLE CERTIFICATION AGENCY Approved

HEALTH & SAFETY EXECUTIVE Compliant

mobile or static unit

All models

Easy to clean

Tough, high gloss surfaces, inside and out



# Showers

**Two, four and six bay shower facilities. Modern, economical, easy to clean and swiftly set up.**

The EasyCabin range of showers, bring the luxury of a shower suite right to where they are needed. There are 6 shower blocks in the EasyCabin shower range, offering two, four, and six bay facilities in mobile and static configurations.

From the 2 bay to the 6 bay, there is an EasyCabin mobile shower block to suit most applications. The units are fully HSE compliant and simply towed to site, connected, then made ready to use in the matter of moments.

EasyCabin Showers all include powerful, efficient high out-put boilers to ensure a continuous supply of hot water on-demand.

## Shower cubicles


- Shower tray
- Shower curtain
- Built in shower head thermostatically controlled
- Mirror
- 12v Ceiling lights
- Floor drain
- Ventilation
- Coat hook
- Bench seat
- Hand wash sink (Optional)

## Technical


- Consumer unit with electrical certificate
- 230 volt - 16amp electric inlet
- Efficient Rinnai gas water heater
- Water connection
- Waste connection
- Gas storage compartment
- Gas Safe certificate



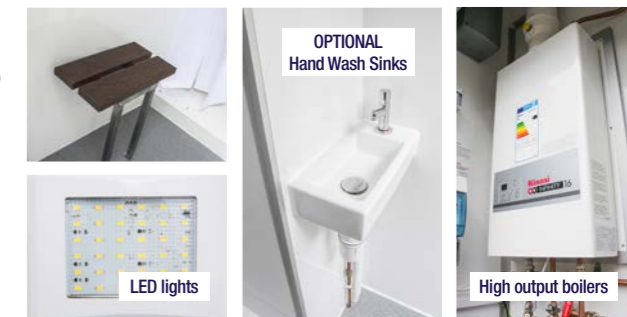
## 2 Bay



## 4 Bay



## 6 Bay



<p><b>Economical</b></p>	<p><b>Plug and play</b></p>	<p><b>High output boilers</b></p>
<p><b>mobile or static unit</b></p> <p>All models</p>	<p><b>Easy to clean</b></p> <p>Tough, high gloss surfaces, inside and out</p>	<p><b>VEHICLE CERTIFICATION AGENCY Approved</b></p> <p><b>HEALTH &amp; SAFETY EXECUTIVE Compliant</b></p>

**External**

**Walls:** Seamless insulated GRP interior and exterior which provides rust free and washable surfaces

**Roof:** Seamless insulated composite panel.

**Floor:** 15mm plywood with slip and wear resistant phenolic coating with a non slip vinyl finish

**Chassis:** Heavy duty galvanised steel with 4 corner steadies

**Axle:** ALKO braked axle with 50mm ball overrun

**Doors:** Insulated doors with keyed alike locks.

**Steps:** Heavy duty galvanized steel

**Lights:** Built in road lights with removable number plate brackets.

# Bathrooms

The EasyCabin bathroom range offers all the comforts of a home bathroom in a portable unit. Toilet, shower, sink & changing facilities.

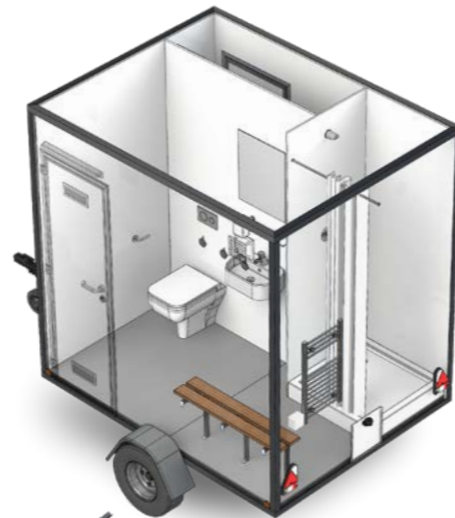
Simply hitch up an EasyCabin Toilet and drive directly to site. Within a matter of moments clean, comfortable and spacious bathroom provisions will be ready to use.

Our Bathroom units are ideally suited for residential construction sites, outside events and just about anywhere when temporary bathroom facilities are needed.

EasyCabin Bathrooms all include powerful, efficient high out-put boilers to ensure a continuous supply of hot water on-demand.



1 Bay



2 Bay



3 Bay



Cubicle



Ventilation

High output boilers



Step storage

## Cubicles

- Shower tray
- Shower curtain
- Built in shower head thermostatically controlled
- Ceramic sink with concussive tap
- Flushing toilet with macerator option
- Mirror
- Ceiling lights
- Floor drain
- Ventilation
- Coat hook
- Heater

## Technical

- Consumer unit with electrical certificate
- 230 volt - 16amp electric inlet
- Economical high output gas boiler
- Waste connection
- Optional macerator
- Water inlet
- Frost stat

<p><b>GAS LED 12v</b> Economical</p>	<p>Plug and play</p>	<p>High output boilers</p>
<p>mobile or static unit All models</p>	<p>Easy to clean Tough, high gloss surfaces, inside and out</p>	<p>VEHICLE CERTIFICATION AGENCY Approved HEALTH &amp; SAFETY EXECUTIVE Compliant</p>

## External

**Walls:** Seamless insulated GRP interior and exterior which provides rust free and washable surfaces

**Roof:** Seamless insulated composite panel.

**Floor:** 15mm plywood with slip and wear resistant phenolic coating with a non slip vinyl finish

**Chassis:** Heavy duty galvanised steel with 4 corner steadies

**Axle:** ALKO braked axle with 50mm ball overrun


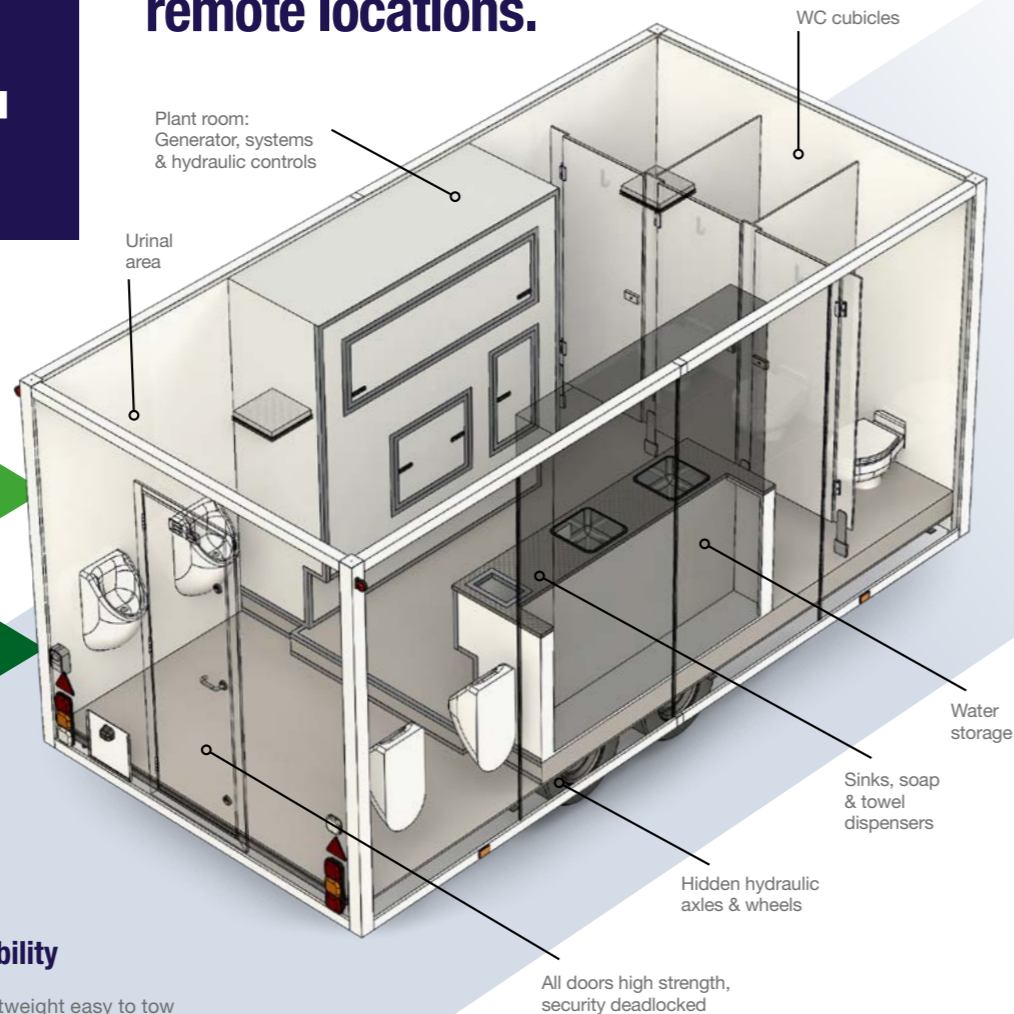
**Doors:** Insulated doors with keyed alike locks.

**Steps:** Heavy duty galvanized steel

**Lights:** Built in road lights with removable number plate brackets.

# Autosmart 3+4

Fully independent, self contained toilet facility. Perfect for remote locations.



**Independent power**  
Fully self sufficient power supply. Perfect for remote locations.

**Autosmart**  
Fully automatic operation. Just add fuel. The generator will start/stop itself when power is needed.

## Sustainability

- Waterless urinals
- Fully insulated wall and roof system with no cold bridging
- PIR activated LED lighting & hot water without the need for the generator
- Low noise pollution
- Low fuel consumption
- Low CO2 emissions
- Timer heating controls
- Automatic generator stop/start technology for economical fuel usage
- Heating usage without the generator operating
- Low energy LED road lights

## Movability

- Lightweight easy to tow
- Soft cushioning Hydraulic system
- Balanced loading, with generator in the front, for better towing
- 14" wheels with the ability in the event of a puncture to change at the side of the road with ease
- Road lights and number plate holder built in, No need for a tailboard to be fitted
- Accidental collision can occur, however our corners are designed to absorb impact and are easily maintained

## Facilities

- 3 cubicles with fresh water flush ceramic toilets
- 4 waterless urinals
- 2 sinks with thermostatically controlled hot water
- All interior and exterior surfaces are tough, durable and wipe clean
- Spacious drying room with hanging clothes facility
- Waste bin
- Towel dispenser
- Soap dispenser
- Toilet roll holders

## Security / Safety

- Dual heavy duty locking system per door
- Robust galvanised exterior with high impact resistance
- Unique hydraulic system for setup in 45 seconds

## External

**Walls:** Constructed from unique patented (2448660) high strength composite panels. Galvanised steel exterior, seamless GRP interior and high density foam insulation

**Roof:** Seamless insulated composite panel.

**Floor:** 15mm plywood with slip and wear resistant phenolic coating.

**Wheels:** 215R 14" Low profile wheels & tyres.

**Chassis:** Heavy duty galvanised steel. Electric type approved hydraulic axle.

**Doors:** 3 x high security composite doors with 2 deadlocks. Double doors to generator with 2 deadlocks.

**Window:** Aluminum with security door locked internally with thumb turn deadlock.

**Lights:** Built in road lights with removable number plate brackets.



**All day**

without generator<sup>(1)</sup>



**All day**

without generator<sup>(1)</sup>

**3500kg**

Gross weight

**2400kg**

Unladen weight

**Easy to clean**

Tough, high gloss surfaces, inside and out



**45<sup>s</sup>**

Quick, setup. No nonsense hydraulic axles<sup>(2)</sup>

**VEHICLE CERTIFICATION AGENCY**  
Approved

**HEALTH & SAFETY EXECUTIVE**  
Compliant



**Emissions**

REDUCED



**Maintenance**

REDUCED



**Noise**

REDUCED



**Generator time**

REDUCED


# Solar Toilet Xtra

Self sufficient, hybrid toilets for large & small sites in off grid locations.



Hot water is supplied by an efficient LPG gas boiler, pumps and lighting powered by roof mounted solar panels. No need for power, water hook ups or waste connections.

## Trailer Sizes



Sizes	Lengths
Width 2500mm	<b>12</b> 6920mm <b>6</b> 4920mm <b>4</b> 2920mm
Height 2890mm	<b>10</b> 5920mm <b>8</b> 3920mm

## 3 Toilet types



Cubicle	Facilities	Sustainability	Optional
---------	------------	----------------	----------

- |   |  |   |  |
|---|--|---|--|
| <ul style="list-style-type: none"> <li>Recirc. toilet or Urinal</li> <li>Hot water hand wash sink</li> <li>Mirror</li> <li>LED downlight</li> <li>Coat hooks</li> </ul> | <ul style="list-style-type: none"> <li>Up to x12 cubicles</li> <li>Single or Twin-axle trailer with balanced loading for stability. (Depending on size)</li> <li>Up to 450 litre water tank</li> <li>4 corner steadies</li> <li>External water connection</li> <li>Steel steps for each cubicle</li> <li>Door step hanger for safe &amp; easy transport</li> </ul> | <ul style="list-style-type: none"> <li>Solar power to lights and systems. Sustainable free energy with patent pending technology.</li> <li>Hybrid power: Batteries + LPG + Solar</li> <li>Reduced fuel consumption: LPG high efficiency boiler</li> </ul> | <ul style="list-style-type: none"> <li>Fresh flush toilets with integral waste tank</li> <li>Wall finish: Anti Vandal (Steel)</li> <li>Wall finish: Event (GRP)</li> <li>Unisex or Urinal layouts</li> <li>LED cubicle "free/busy" indicators</li> <li>Male/Female/WC switch-able door indicators</li> </ul> |
|---|--|---|--|



## Upgrades & optional extras

### Nightlight



Cabin roof mounted lighting system, for enhanced security.

### Tracker



Remote telemetry system. Collect important data and keep track of your unit location.

### Coms



Integrated 4g router / wifi access. Perfect for office units working in remote locations.

### Entertainment



Smart TV, Bluetooth speaker system.

### Safety Pack



First aid box, Fire blanket, Fire extinguisher - 1kg, Health and safety poster & Eye wash.

### Other options

- Custom layouts on request
- Spare Wheels
- Decals / Branding

Award winning welfare  Designed & built in the UK



[www.easycabin.co.uk](http://www.easycabin.co.uk)

01582 486663

[info@easycabin.co.uk](mailto:info@easycabin.co.uk)

 DESIGNED & BUILT IN THE UK

EasyCabin Head Office & Factory, Unit 10, Cosgrove Way, Luton, Beds, LU1 1XL

#### FOOTNOTES

As part of our on-going commitment to improvement we reserve the right to alter specifications, designs or figures, without prior notice. All dimensions and weights are approximate.

(1) Figures quoted based on "optimum use", with the generator not running, no appliances used, no hydraulics used and no diesel/ electric heating within the stated time period.

(2) While in un-hitched state, timed from the start of axle retract sequence, until the unit is seated and the cabin door is opened.